


# PARTS MANUAL

## TWIN POST SURFACE MOUNTED LIFTS

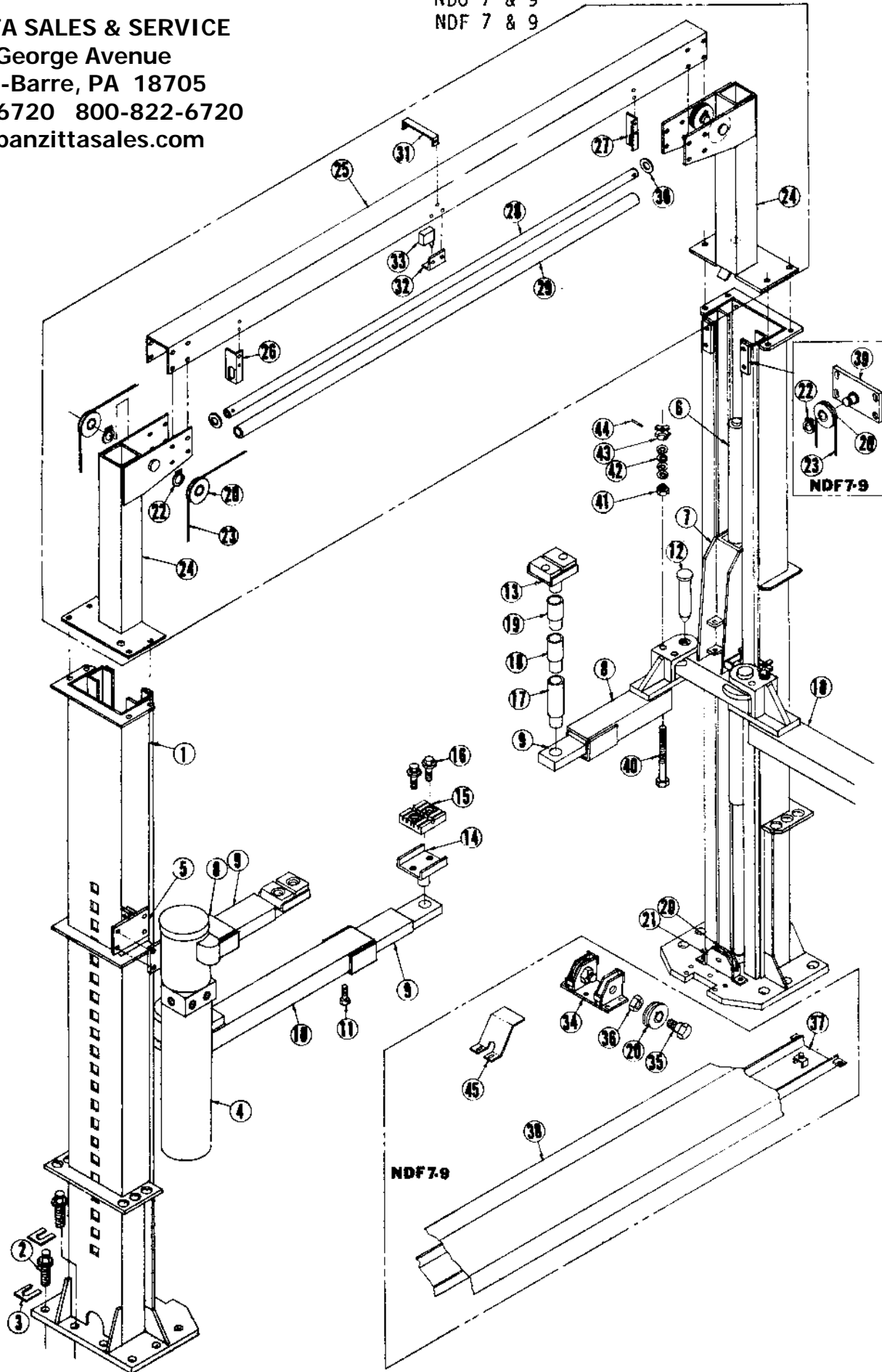
### MODELS NDO 7-9 & NDF 7-9

PANZITTA SALES & SERVICE  
72 George Avenue  
Wilkes-Barre, PA 18705  
570-822-6720 800-822-6720  
[www.panzittasales.com](http://www.panzittasales.com)



PANZITTA SALES & SERVICE  
72 George Avenue  
Wilkes-Barre, PA 18705  
570-822-6720 800-822-6720  
www.panzittasales.com

PARTS MANUAL  
NDO 7 & 9  
NDF 7 & 9



**PANZITTA SALES & SERVICE**

72 George Avenue

Wilkes-Barre, PA 18705

570-822-6720 800-822-6720

www.panzittasales.com

PARTS LIST  
NDO 7-9 NDF 7-9

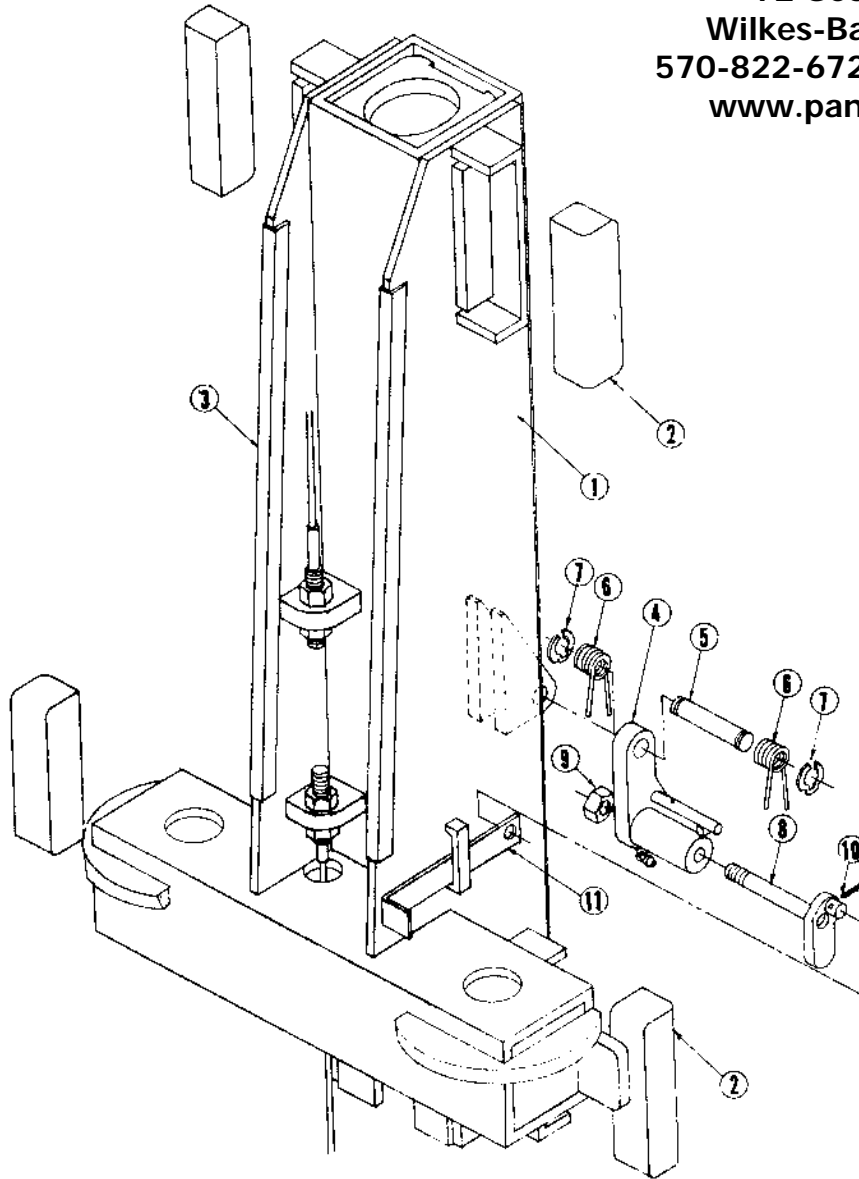
Code	Part Name	Qty.	NDO 7	NDO 9	NDF 7	NDF 9
1	Post Structure	2	83779	83673	83779	83673
2	Anchor Bolt 3/4 x 4	16	80062	80062	80062	80062
3	Shim Kit (32 Shims)	1	80589	80589	80589	80589
4	Power Unit and Wiring Assembly 1Ø	1	83009	83009	-	-
4	Power Unit 1Ø w/.086 Orifice	1	-	-	82957	82957
5	Bracket Str. Power Unit	1	83732	83732	83732	83732
	Hex Screw PU to Bracket 5/16-18NC x 7/8	4	100198	100198	100198	100198
	Lock Washer 5/16	4	100159	100159	100159	100159
	Hex Nut 5/16 - 18 NC	4	100102	100102	100102	100102
	HFHSL Screw 3/8-16NC x 1-Bracket to Post	2	100238	100238	100238	100238
	HFHSL Nut 3/8-16NC	2	100239	100239	100239	100239
#	Connecting Body 1Ø	1	80136	80136	80136	80136
6	Hydraulic Cylinder	2	83542	83542	83542	83542
	Socket Hd. Cap Screw 5/16-18 x 2 1/2	2	80063	80063	80063	80063
	Hex Nylock Nut	2	80064	80064	80064	80064
7	Carriage Assembly (See Breakdown)	2	83690	83690	83690	83690
8	Lift Arm Str. - Short	2	83699	83699	83699	83699
9	Arm Extension Str.	4	83706	83706	83706	83706
10	Lift Arm Str. - Long	2	83704	83704	83704	83704
11	Hex Screw 1/2-13NC x 1 1/4	4	100010	100010	100010	100010
12	Pin Str. - Lift Arm	4	83715	83715	83715	83715
13	Lift Pad Ass'y. - Consists Of:	4	82591	82591	82591	82591
14	1 - 82361 Pad Str. - Channel					
15	1 - 82365 Pad - Bolt On					
16	2 - 100313 HFHSL Screw 3/8-16NC x 5/8					
17	5" Extension Str.	4	81691	81691	81691	81691
18	3 1/2" Extension Str. (Optional)	4	81692	81692	81692	81692
19	2 5/8" Extension Str.	4	81693	81693	81693	81693
20	Idler Assembly - Cable	6	81924	81924	81924	81924
21	Idler Support Str. Bottom	2	82800	82800	-	-
	Pin - Idler	2	81819	81819	-	-
	Retaining Ring 3/4	4	80864	80864	-	-
	HFHSL Screw 3/8-16NC x 3/4	4	100240	100240	-	-
22	Retaining Ring 3/4	4	80864	80864	-	-
22	Retaining Ring 3/4	2	-	-	80864	80864
23	Cable Assembly 5/16 Cable	2	83689	83689	83740	83740
	Hex Nut 5/8-18NF	16	100073	100073	100073	100073
24	Post Extension Str.	2	83681	83681	-	-
	HFHSL Screw 1/2-13 x 1 1/4 (Ext. to Post)	8	100304	100304	-	-
	HFHSL Nut 1/2-13NC	8	100039	100039	-	-
25	Top Channel - Cross Over	1	83688	83688	-	-
	HFHSL Screw 3/8-16 x 1 (Ext. to Channel)	16	100238	100238	-	-
	HFHSL Nut 3/8-16NC	16	100239	100239	-	-
26	LH Angle - Support	1	81860	81860	-	-
27	RH Angle - Support	1	81861	81861	-	-
	HFHSL Screw 5/16-18NC x 3/4 Gr. 5	4	100234	100234	-	-
	HFHSL Nut 5/16-18NC	4	100237	100237	-	-
*	EXTENSIONS ARE FOR LEVELING AND STABILIZING VEHICLE ONLY! LOAD MUST BE BALANCED ON ARMS.					

PAPTS LIST  
NDO 7-9 NDF 7-9

Code	Part Name	Qty.	NDO7	NDO9	NDF7	NDF9
28	Pipe - Bumper	1	82856	82856	-	-
29	Tubing - Bumper	1	81863	81863	-	-
30	Flat Washer 1 5/32 ID x 1 3/4 x .06	2	100224	100224	-	-
	Hex Screw 5/16-18NC x 1 1/2	2	81483	81483	-	-
	Lock Washer 5/16	2	100159	100159	-	-
	Hex Nut 5/16-18NC	2	100102	100102	-	-
31	Strap - Cable Support	1	83805	83805	-	-
32	Angle - Switch Support	1	81864	81864	-	-
	HFHSL Screw 5/16-18 x 3/4 Angle & Strap	4	100234	100234	-	-
	HFHSL Nut 5/16-18NC	4	100237	100237	-	-
33	Micro Switch	1	80282	80282	-	-
	Cover - Micro Switch	1	81910	81910	-	-
34	Idler Support Str. - Bottom	2	-	-	83728	83728
35	Shoulder Screw	4	-	-	83804	83804
36	Nylock Nut - Thin 5/8-11NC	4	-	-	81977	81977
	HFHSL Screw 3/8-16 x 3/4 (Support)	12	-	-	100240	100240
37	Trough Structure	1	-	-	83734	83734
	HFHSL Screw 3/8-16NC x 3/4 (Tr. to Base)	4	-	-	100240	100240
38	Cover Str.-Trough	1	-	-	83800	83800
	HFHSL Nut 3/8-16NC (Cover to Trough)	2	-	-	100239	100239
39	Idler Support Str. Top	2	-	-	83725	83725
40	Adjusting Screw 1/2-13NC (Special)	4	83712	83712	83712	83712
41	Nut - Wedge	4	83711	83711	83711	83711
42	Flat Washer 1/2 SAE	16	100141	100141	100141	100141
43	Hand Knob	4	83713	83713	83713	83713
44	Roll Pin	4	100109	100109	100109	100109
45	Shield - Bottom Idlers	2	-	-	83798	83798
	HFHSL Screw 5/16-18NC x 3/8(Shield-	4	-	-	100342	100342
<b>PANZITTA SALES &amp; SERVICE</b>						
72 George Avenue						
Wilkes-Barre, PA 18705						
570-822-6720 800-822-6720						
www.panzittasales.com						
#	Decal "BEN PEARSON" - Vertical	2	83086	83086	83086	83086
#	Decal "NDO" Vertical	2	83718	83718	-	-
#	Decal "NDF" Vertical	2	-	-	83741	83741
#	Decal "7"	2	82353	-	82353	-
#	Decal "9"	2	-	83087	-	83087
#	Installation & Operation Manual	1	83785	83785	83789	83789
#	Parts Manual	1	83788	83788	83788	83788
#	Card Warranty Registration	1	83423	83423	83423	83423
#	ALI Safety Manual	1	82974	82974	82974	82974
#	Blue Spray Paint	1	82780	82780	82780	82780
#	Yellow Spray Paint	1	82781	82781	82781	82781
#	Grease Tub Assembly	1	83324	83324	83324	83324
<b>OPTIONAL EQUIPMENT</b>						
	3 1/2 Extension Str.	4	81692	81692	81692	81692
	3Ø Power Unit (See Breakdown)	1	83010	83010	82958	82958
	3Ø Connecting Body	1	80140	80140	80140	80140
#	NOT SHOWN					


CARRIAGE ASSEMBLY  
 NDO 7-9  
 NDF 7-9

PANZITTA SALES & SERVICE  
 72 George Avenue  
 Wilkes-Barre, PA 18705  
 570-822-6720 800-822-6720  
 www.panzittasales.com



Code	Part Name	QTY.	NDO 7-9	NDF 7-9
-	Carriage Assembly Includes:	1	83690	83690
1	Carriage Structure	1	83691	83691
2	Bar - Slide	4	82816	82816
3	Bumper Pad	2	82822	82822
4	Latch Assembly	1	82942	82942
-	1 - 81471 - 65° Grease Fitting - Drive			
5	Shaft	1	80737	80737
6	Spring - Torsion	2	80739	80739
7	Retaining Ring	2	80738	80738
8	Cam Structure	1	82820	82820
9	Nylock Nut 3/8-16NC	1	81082	81082
10	Cotter Pin 3/32 x 3/4	1	100233	100233
11	Lever - Cam	1	81849	81849

HYDRAULIC LAYOUT  
NDO 7 & 9

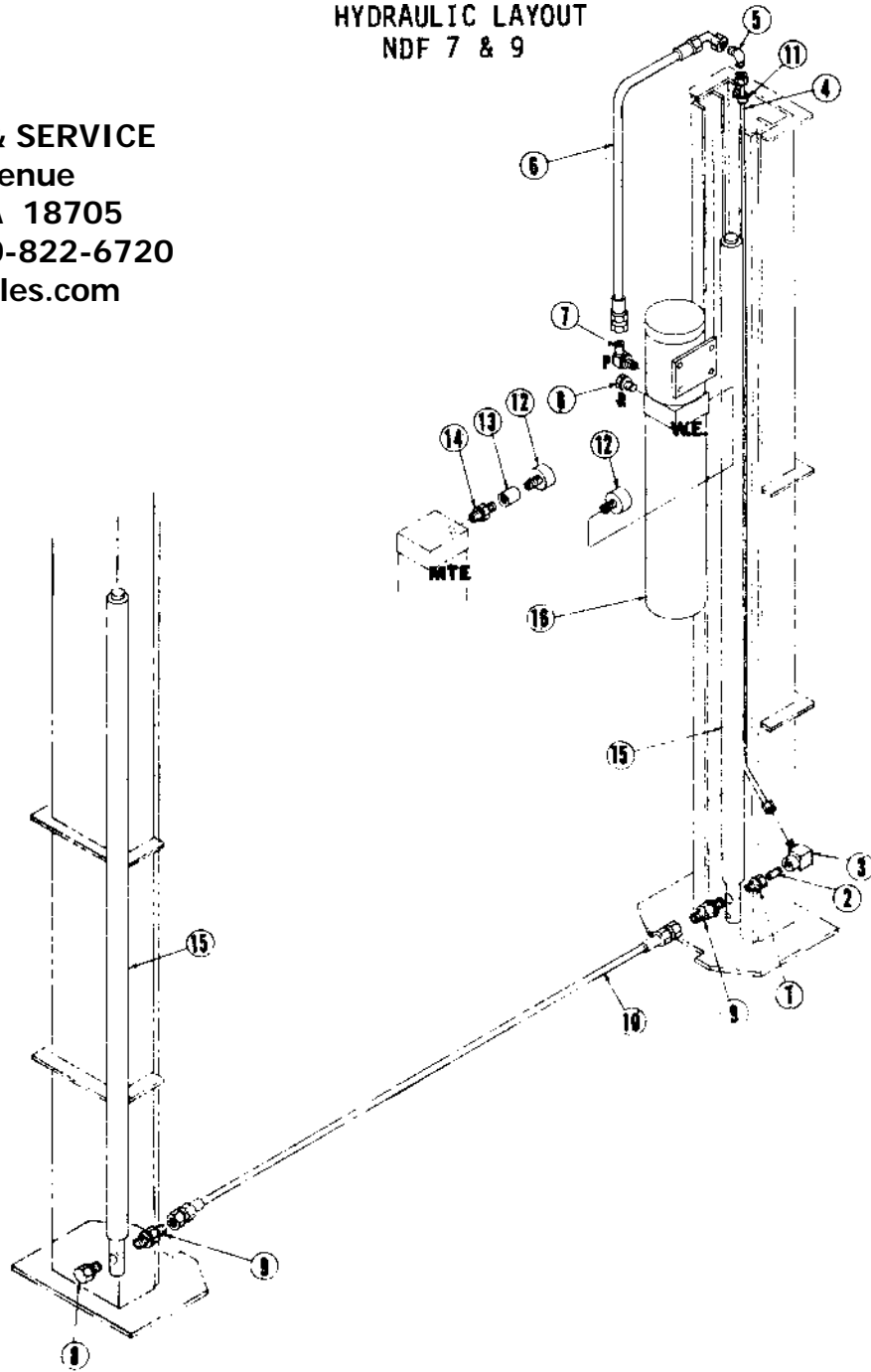


**PANZITTA SALES & SERVICE**  
 72 George Avenue  
 Wilkes-Barre, PA 18705  
 570-822-6720 800-822-6720  
 www.panzittasales.com

Code	Part Name	Qty.	Part No.
1	Female Adapter 9/16 ORB x 1/4 NPT (In Post)	2	80992
2	Pipe Nipple 1/4 x 2 (In Post)	2	100341
3	90° Elbow 3/4 JIC x 1/4 NPT (In Post)	2	100227
4	Tube Assembly - Main	2	83794
5	Union Tee 3/4 JIC	1	100226
6	3/8 ID Hose Ass'y. 90° Elbow 3/4 JIC	1	83796
7	20° Elbow 9/16 ORB x 3/4 JIC	1	82056
8	Hex Head Plug 9/16 ORB	3	100026
9	Union Connector 3/4 JIC	1	100230
10	Hose Assembly 3/8 ID - 3/4 JIC	1	83717
11	Hose Clamp	5	61412
12	Dry Pressure Gauge 1/4 Stem	1	80124
13	Coupling (MTE Only) 1/4 NPT	1	82056
14	Hex Nipple (MTE) 1/4 x 3/8 NPT	1	61496
15	Hydraulic Cylinder 9/16 ORB (In Post)	2	93542
16	Power Unit Ass'y. w/.085 orifice	1	92957

HYDRAULIC LAYOUT  
NDF 7 & 9

PANZITTA SALES & SERVICE  
72 George Avenue  
Wilkes-Barre, PA 18705  
570-822-6720 800-822-6720  
www.panzittasales.com



Code	Part Name	Qty.	Part No.
1	Female Adapter 9/16 ORB x 1/4 NPT	1	80992
2	Pipe Nipple 1/4 x 2	1	230341
3	90° Elbow 3/4 JIC x 1/4 NPT	1	100227
4	Tube Assembly - Main 1/2 OD - 3/4 JIC	1	83794
5	90° Elbow 3/4 JIC	1	91929
6	Hose Ass'y. 90° Elbow - 3/8 ID x 9/16 JIC	1	83796
7	90° Elbow 9/16 ORB x 3/4 JIC	1	82056
8	Hex Head Plug 9/16 ORB	2	100026
9	Tube Union 9/16 ORB x 9/16 JIC	2	60544
10	Hose Assembly 3/8 ID x 9/16 JIC	1	93746
11	Clamp	1	61412
12	Dry Pressure Gauge 1/4 NPT Stem	1	80124
13	Coupling (MTE) 1/4 NPT	1	82065
14	Hex Nipple (MTE) 1/4 NPT x 3/8 NPT	1	61496
15	Hydraulic Cylinder 9/16 ORB Jo ts	2	82542
16	Power Unit Ass'y. w/ U.S. Orifice	1	82957