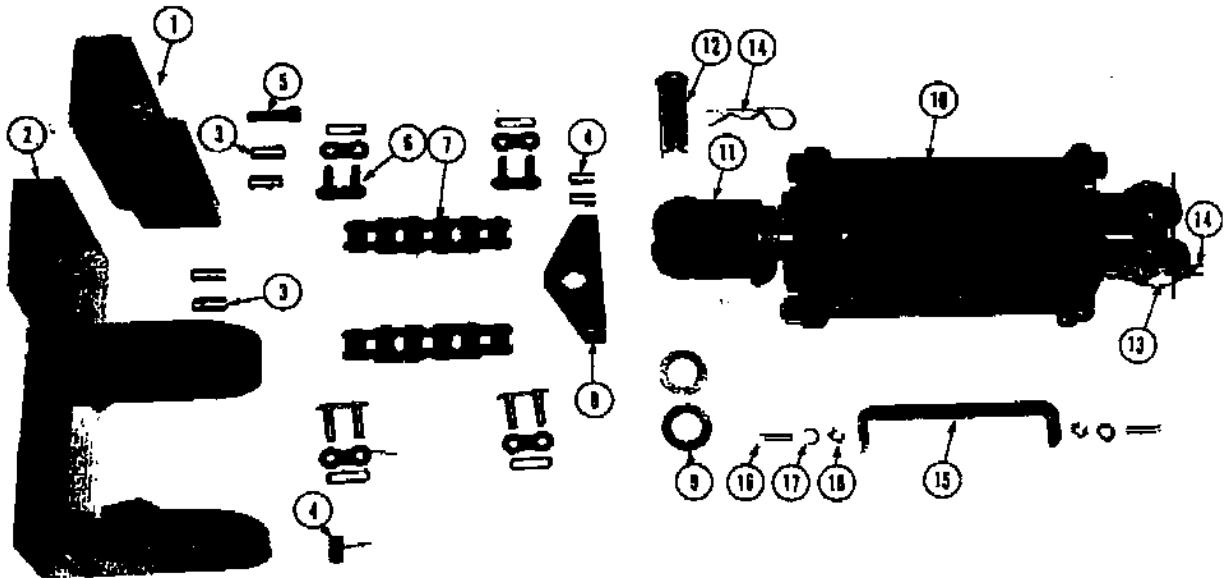


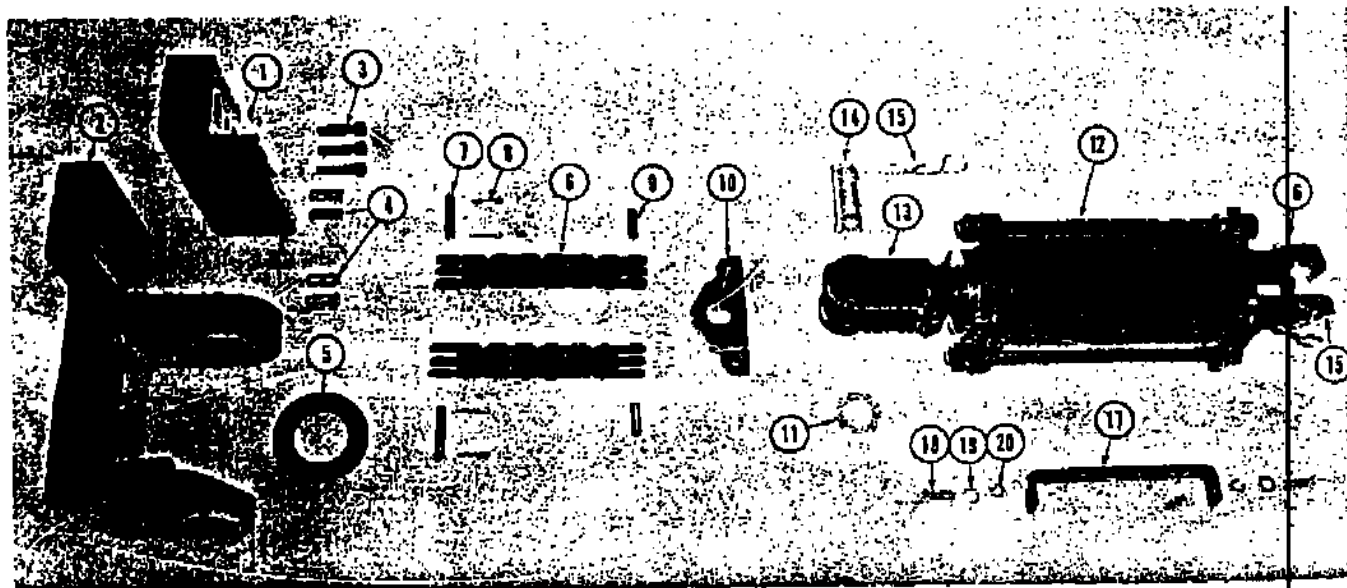
PANZITTA SALES & SERVICE
 72 George Avenue
 Wilkes-Barre, PA 18705
 570-822-6720 800-822-6720
 www.panzittasales.com

P. 5
 BACK PRESSURE CYLINDER
 BACK SHOE SUPPORT



Code	Part Number	Part Name	Quantity Required Per Model			
			TX36			
1	60166	Spacer Str. - Back Shoe	2			
2	60409	L.H. Retainer Str. - Back Shoe	1			
2	60410	R.H. Retainer Str. - Back Shoe	1			
3	60036	Roll Pin	8			
4	60380	Bushing (Included in 60409, 60410, 60030)	4			
5	60296	Socket Head Cap Screw 3/8-16 NC x 1-1/2	2			
6	CP-4682	Connecting Link	4			
7	60075	Roller Chain	2			
8	60030	Anchor Assembly	1			
9	60272	Flar Washer	2			
10	60077	Back Pressure Cylinder	1			
11	60443	Rod Clevis - Countersunk (Included in 60077)	1			
12	60438	Pin - (Clevis not countersunk) (Included in 60077)	1			
12	60442	Pin - (Countersunk Clevis) (Included in 60077)	1			
13	60436	Pin (Included in 60077)	1			
14	CP-5088	Clip (Pin) (Included in 60077)	2			
15	60160	Rest - Cylinder	1			
16	CP-1506	Hex Cap Screw 3/8-16 NC x 1	2			
17	CP-573	Lock Washer 3/8	2			
18	CP-668	Hex Nut 3/8-16 NC	2			
#	60434	Seal Kit (Replacement in 60077)	1			
#	Not Shown					

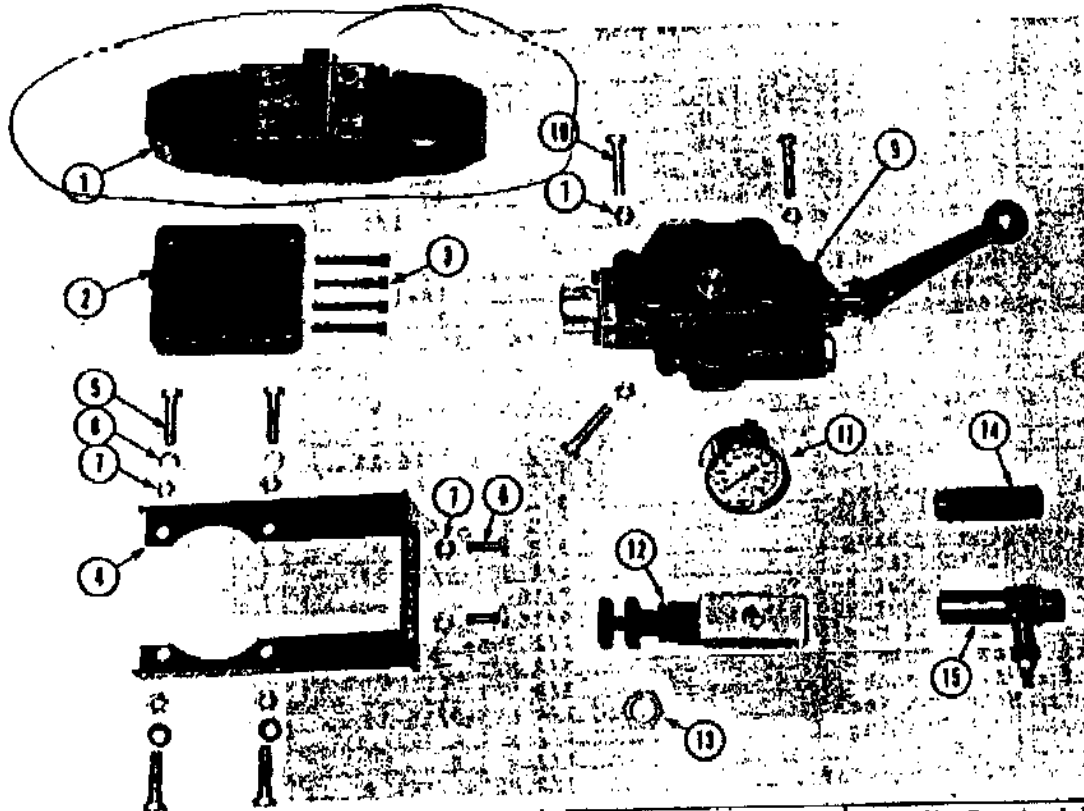
TX 35



Code	Part Number	Part Name	Quantity Required Per Model				
	1	60584	LH Spacer Str. - Back Shoe	1			
	1	60585	RH Spacer Str. - Back Shoe	1			
	2	60468	LH Retainer Str. - Back Shoe	1			
	2	60469	RH Retainer Str. - Back Shoe	1			
	3	60296	Socket Head Cap Screw	3/8-16 NC X 1-1/2	6		
	4	60036	Grooved Pin		8		
	5	60477	Spacer - Washer		2		
	6	60475	Leaf Chain (45 & 3)		2		
	7	60476	Pin		2		
	8	CP-2563	Correr Pin	1/8 x 3/4	4		
	9	60481	Pin		2		
	10	60474	Anchor		1		
	11	60772	Flar Washer		1		
	12	60077	Back Pressure Cylinder		1		
	13	60443	Rod - Clevis - Countersunk	(included in 60077)	1		
	14	60442	Pin - Countersunk Clevis	" " "	1		
	15	CP-5068	Clip (Pin)	" " "	2		
	16	60436	Pin	" " "	1		
	17	60160	Rest-Cylinder		1		
	18	CP-1506	Hex Cap Screw	3/8-16 NC x 1	2		
	19	CP-573	Lock Washer	3/8	2		
	20	CP-468	Hex Nut	3/8-16 NC	2		
		60434	Seal Kit	(Replacement in 60077)	1		
		# Not Shown					

MODEL TX35

HYDRAULIC VALVES AND GAUGES



Qty	Part Number	Part Name	Quantity Required Per Mo			
			TX35			
1	60080	Control Valve - (Directional)	1			
2	60081	Subplate - Valve	1			
3	60372	Socket Head Cap Screw	4			
4	60169	Support Str. - Control Valve	1			
5	CP-678	Hex Cap Screw	4			
6	CP-573	Lockwasher	4			
7	CP-668	Hex Nut	2			
8	CP-1506	Hex Cap Screw	1			
9	60079	Manual Valve	1			
10	CP-5879	Hex Cap Screw	3			
11	60085	Pressure Gauge	1			
12	60082	Relief Valve	1			
13	60058	Bulkhead Nut	1			
14	60083	Check Valve	1			
15	60084	Flow Check Valve	1			

PANZITTA SALES & SERVICE

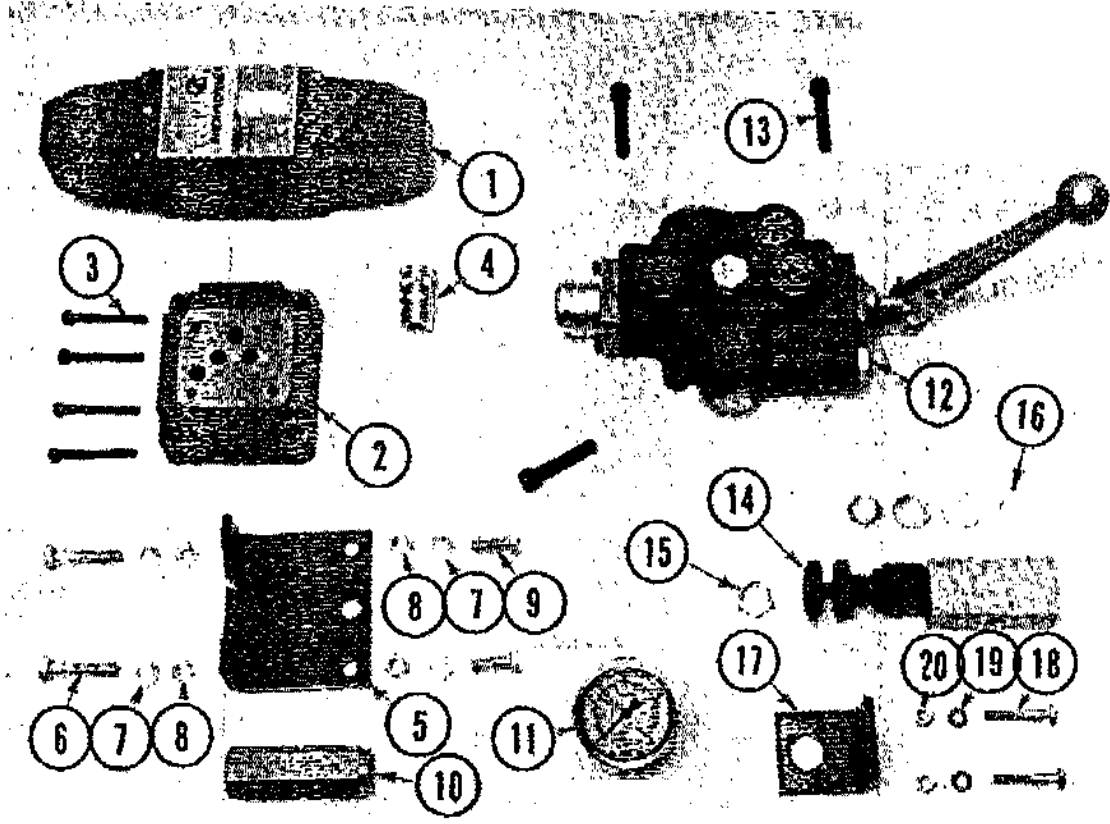
72 George Avenue

Wilkes-Barre, PA 18705

570-822-6720 800-822-6720

www.panzittasales.com


HYDRAULIC VALVES AND GAUGE



Part Number	Part Name	Quantity Required Per Model					
		MCS9	MCS9-3	MCS9-4	MCS9-3-4	MCS9 HS	MS19
1	60931 Control Valve - Directional	1	1	1	1	1	1
2	61330 Subplate - Valve	1	1	1	1	1	1
3	60372 Socket Head Cap Screw (Rexroth) 1/4-20 NC x 2	4	4	4	4	4	4
3	61529 Socket Head Cap Screw (Vickers) 1/4-20 NC x 1-1/2	4	4	4	4	4	4
4	61836 Lock Washer - High Collar 1/4	4	4	4	4	4	4
4	61101 Strain Relief Bushing	1	1	1	1	1	1
5	61358 Angle - Valve Support	1	1	1	1	1	1
6	CP-678 Hex Screw 3/8-16 NC x 1-1/2	2	2	2	2	2	2
7	CP-573 Lock Washer 3/8	4	4	4	4	4	4
8	CP-668 Hex Nut 3/8-16 NC	4	4	4	4	4	4
9	CP-1506 Hex Screw 3/8-16 NC x 1	2	2	2	2	2	2
10	61328 Check Valve	1	1	1	1	1	1
11	60085 Pressure Gauge 1/4 NPT Stem	1	1	1	1	1	1
12	61299 Manual Control Valve (See Breakdown)	1	1	1	1	1	1
13	60990 Socket Head Cap Screw 3/8-16 NC x 1-3/4	3	3	3	3	3	3
14	61298 Relief Valve	1	1	1	1	1	1
15	60058 Bulkhead Nut 3/4-16THD - 37° JIC	1	1	1	1	1	1
16	CP-1967 Flat Washer (As Required To Set Relief Valve Pressure Max 1200 PSI)	4/5	4/5	4/5	4/5	4/5	4/5
17	61349 Angle - Relief Valve Mount	1	1	1	1	1	1
18	CP-8032 Hex Screw 1/4-20 NC x 1-3/4	2	2	2	2	2	2
19	CP-69 Lock Washer 1/4	2	2	2	2	2	2
20	CP-68 Hex Nut 1/4-20 NC	2	2	2	2	2	2
60433	O'Ring Kit (5 Rings) (Rexroth Directional Control Valve)	1	1	1	1	1	1
61679	O'Ring Kit (Vickers Directional Control Valve)	1	1	1	1	1	1
60932	Coil (Rexroth Directional Control Valve)	2	2	2	2	2	2
61680	Coil (Vickers Directional Control Valve)	2	2	2	2	2	2

PANZITTA SALES & SERVICE
 72 George Avenue
 Wilkes-Barre, PA 18705
 570-822-6720 800-822-6720
 www.panzittasales.com

HYDRAULIC VALVE AND GAUGES



Code	Part Number	Part Name	Quantity Required Per Model							
			MS							
1	60508	Valve-2 Spool	1							
2	60535	Handle with Pins	1							
3	CP-1506	Hex Cap Screw (Valve to Frame)	2							
4	CP-573	Lock Washer	2							
5	CP-668	Hex Nut	2							
6	60382	Inlet Strainer (Oil Reservoir) (Replacement)	1							
7	60085	Pressure Gauge	1							
8	60083	Check Valve	1							
9	60509	Flow Check Valve	1							
10	60082	Relief Valve	1							
11	60058	Bulkhead Nut	1							
12	CP-1967	Flat Washer (as required to set relief valve pressure - maximum 1200 PSI)	1/E							